



10/24 kV L = 359 mm



Einsatz / Application

Für den Schutz von Spannungswandlern / For voltage transformer protection


Verpackung / Packing 1 Stück / 1 piece

Betriebsklasse / Class Teilbereich / Back-up	Werksnorm	Company Standard
---	-----------	---------------------

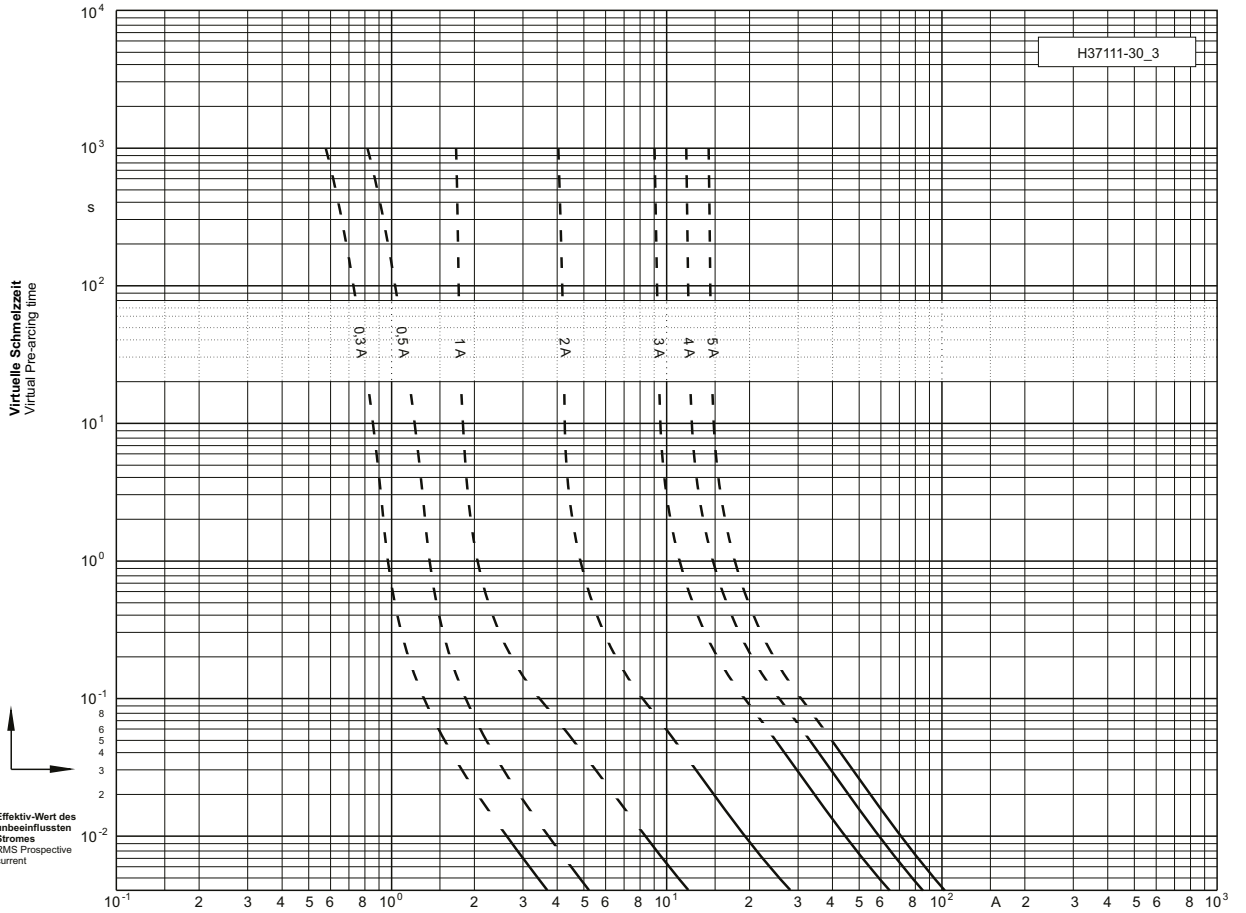
Bemessungs- spannung Rated Voltage	Artikel Article	Bemessungsstrom Rated Current	Länge L Length L	Durchmesser D Diameter D
kV		A	mm	mm
10/24	30 380 11	0,5 - 3	359	24

Bemessungs- strom Rated Current	Artikel Nr. Article No.	Gewicht Weight	Bemessungs- ausschaltstrom Rated Breaking Current - I ₁	Minimaler Ausschaltstrom Min. Breaking Current - I ₃	Schmelzintegral Pre-Arcing- I ² t-Value	Ausschaltintegral Total I ² t-Value	Leistungsabgabe Power Loss
A		kg/1	kA	A	A ² s	A ² s	W
0,5	30 380 11.0,5	0,8	63	2,5	0,1	0,9	6
1	30 380 11.1	0,8	63	8	0,6	1,9	9
2	30 380 11.2	0,8	63	12	3,2	9,9	15
3	30 380 11.3	0,8	63	24	16,1	47,8	17

10/24 kV L = 359 mm



Zeit/Strom-Kennlinie
Time-current characteristic



Durchlass-Strom
Cut-off current

